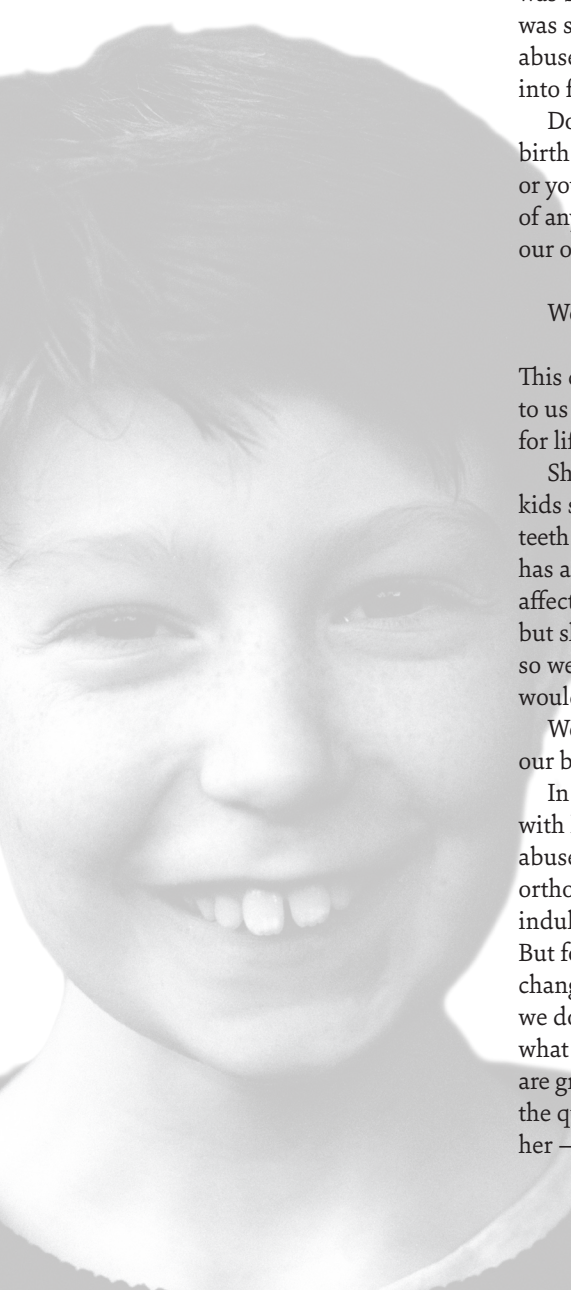




# Methodist Home for CHILDREN



There was no nursery, no crib. She was born in prison where her mother was serving a three-year sentence for abuse and the baby passed directly into foster care.

Do the circumstances of this child's birth make her *less than* my children or yours? Do they make her *less worthy* of anything you or I would wish for our own children?

We say no.

This child is a child of God, entrusted to us as an infant and bound to us for life.

She is 11 years old now – the age kids start to get braces for crooked teeth or gapped smiles – and this child has a noticeable overbite. It doesn't affect her speech or cause her pain, but she's self-conscious about it. And so we ask, if this was our child, what would we do?

We'd get her braces. We'd tighten our belt and pay the bill.

In the greater scheme of our work with kids who've been abandoned, abused, or written off as failures, orthodontia might seem like an indulgence or an expensive extra. But for this one child, braces are life-changing – and so we look at her, as we do each child in our care, and ask what we would do for our own. We are grateful that an orthodontist asked the question himself when he met her – and he did the work at no cost.

## Welcome to our year-end report.

As you review it, we ask you to hold onto this central thought: Each number represents a real person – someone with dreams, fears, strengths, and needs. We look at the individual and do what is best for him or her as we protect, teach, and love.

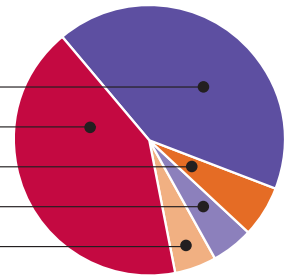
They are not numbers. They are children of God and we serve them, for they belong to us as well.

## 1,346 children and family members served in NC

61% boys | 39% girls

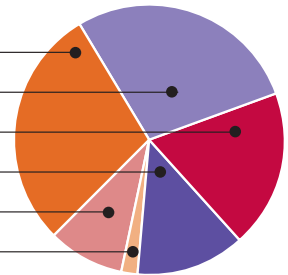
### RACE

- 42% Caucasian
- 42% African American
- 6% Biracial
- 5% Hispanic
- 5% Other



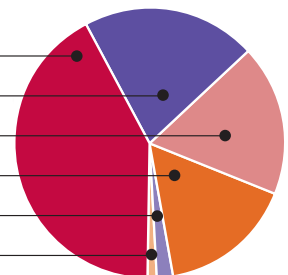
### AGES

- 29% 11-15
- 28% 16-18
- 19% 0-5
- 13% 22+
- 9% 6-10
- 2% 19-21



### PROGRAMS

- 42% Juvenile Justice
- 21% Family Preservation
- 18% Foster Care & Adoption
- 16% Early Childhood
- 2% Higher Education
- 1% Specialized Services



## Juvenile Justice

### Multipurpose Homes

117 served, ages 12-18

#### Academic gains

- 35% at grade level, admission
- 77% at grade level, discharge

Follow up: 2 years post-discharge

- 74% had not reoffended



Jarod: Behind grade level and fighting at school, he's working to catch up, get his diploma, and enlist in the Navy

### Transitional Living Homes

28 served, ages 15-19

- 100% attended school
- 100% of boys worked
- 80% of girls worked

Follow up: 2 years post-discharge

- 80% had not reoffended



Angelina: Celebrating a year of sobriety, she is working at a grocery, finishing high school, and planning for college

### Crisis & Assessment Centers

309 served, ages 8-18



Shane: Shuffled all his life from guardian to guardian, through high-crime neighborhoods, he's gang-involved and behind in school. He needs a breakthrough plan for change

### In-Home Services

75 served

Transition / Re-entry & Family Preservation

- 93% did not reoffend

Vocational Education

- 87% did not reoffend



Mia: Living with her grandmother, she's repeating 6th grade after habitually skipping school and running away

### Continued Care

31 served post-discharge

## Higher Education (HELP)

31 served with scholarships, mentors at 16 colleges and universities

Brandie:

Adopted from traditional foster care, she's in college to be a high school chorus teacher



## Family Preservation

279 served, preservation and reunification

- 98% of families stayed together
- 75% of families reunited

Megan:

Lives at home with family and siblings because her parents got help to quit drugs and find jobs



## Specialized Services

16 served, average age 15

Day treatment and group homes for kids with dual diagnoses, including autism

- 6 of 8 discharged went to lower levels of care

Matthew:

A mood disorder and intellectual disability don't stop him from song-writing and dreams of success



## Early Childhood Services


220 served, ages 0-6

The 5-star Jordan Center serves preschoolers with typical and special needs

- 10% had a developmental disability
- 38% were at risk due to disability or family income
- 45% got financial aid

Josh:

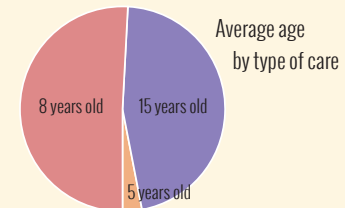
Thriving in an inclusive 4-year-old classroom (page 6)




## Foster Care & Adoption

239 served, ages 0-21

- 51% traditional and respite care
- 46% therapeutic, juvenile justice, rapid response foster care
- 3% adoption



Isaiah:  
Adopted from traditional foster care (page 4)



## OPERATIONS \$19,950,000

### Expenses

Programs	86%
Administration	8%
Fundraising	6%

### Revenue

Fees for service	84%
Donations & grants	10%
Invested funds	6%

(includes annual operating revenue and expenses only)